



CONDOR[®] MedTec
EXPAND YOUR POSSIBILITIES

Orthopaedics and Spine Surgery



WWW.CONDOR-MEDTEC.DE



Surgery



Gynaecology



Urology



Minimally
invasive surgery



Pediatric
Surgery



Cardiothoracic
Surgery



Orthopaedics



Spine
Surgery



Condor[®]
Accessories



Condor[®]
RotexTable



Condor[®]
Patient positioning



**MITTELSTAND
GLOBAL**
HEALTH MADE
IN GERMANY

Competence areas 4

GoldLine® Retractor System

 Hip Replacement 8-9

 Knee Replacement 10-11

 Shoulder Replacement 11

 Spine Surgery 12-15

Extension System (ES) 16-19

RotexTable® 20-23

RotexShoe 24-25

Lateral Support XP-360° 26-27

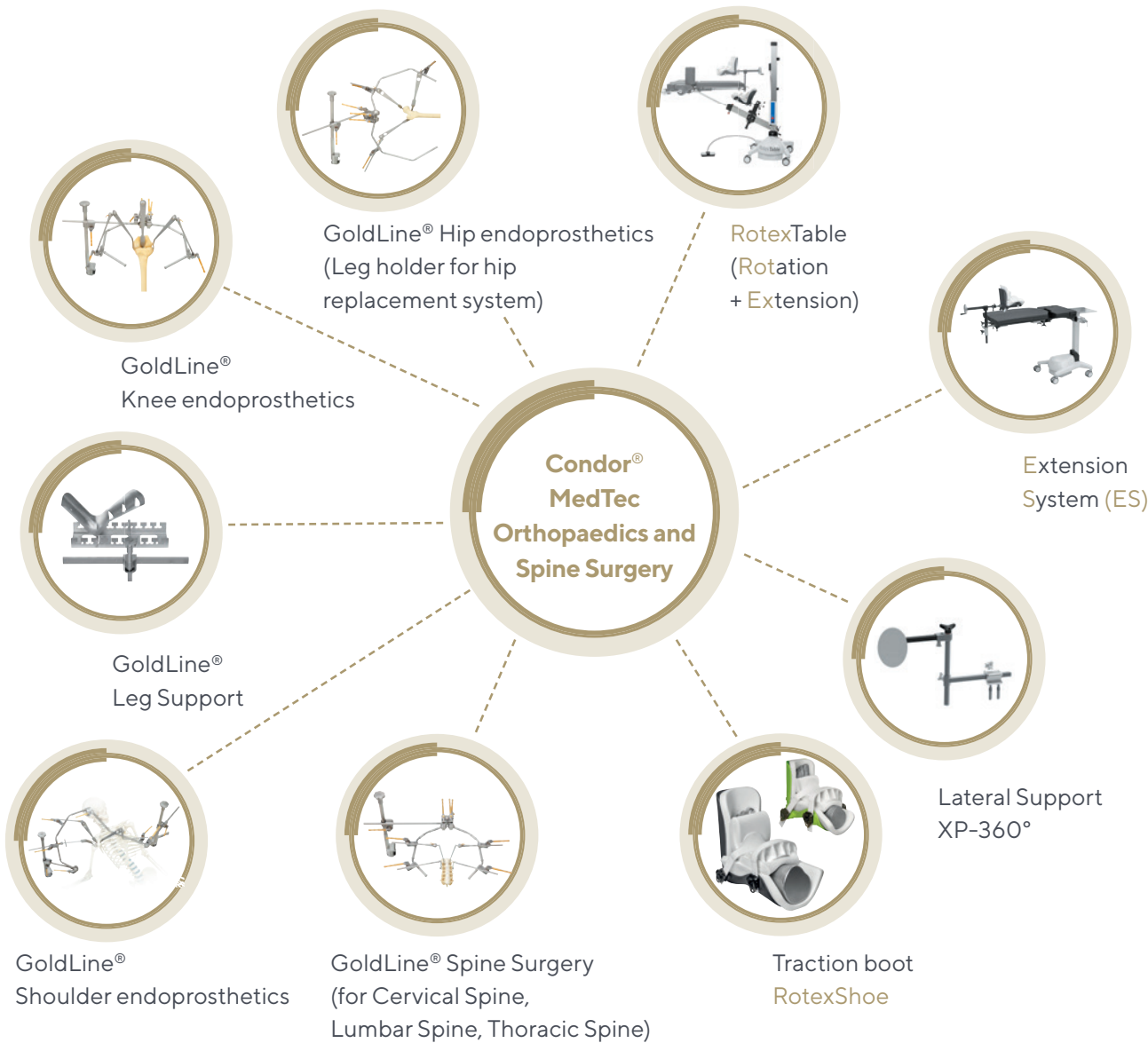
Our quality guarantee 28

A strong network – reputable partners 29

Surgeries are complex and individual. They require various surgical assistance systems that may be applied in a flexible way.
At the same time, efficient workflow, the highest level of patient safety and a maximum of cost efficiency must be ensured.
What this means for you: A high organizational effort. Our unique multifunctional retractor systems will offer you the perfect support and provide you with access to new opportunities.
This is the reason why the instruments and systems of our **competence** areas combine benefit with technology, theory with practice.

Because our products are much more than just medical tools that you use to perform your work in the best possible way: They give you added value and offer you new freedom through multifunctionality - discover new possibilities and improve your current status for all surgical procedures.
Whether with the Condor GoldLine® system or the patient storage products - **together we will find the optimal solution for your clinic.**

Product portfolio: Orthopaedics and Spine Surgery



Retractor System Condor GoldLine®

Our GoldLine® solutions guarantee you:



Maximum Precision Work

Excellent sight in the situs and tip-focused working in a calm and stable surgical area with maximum freedom of movement.



User-Friendliness

Uncomplicated system setup as well as intuitive, quick and simple operability.



Efficient Surgery Management

By a consequent standardization of the Condor GoldLine® systems in your clinic, you will optimize the workflow. Staff capacities that were so far bound will thus be released, for instance for the training of professionals. The compatibility of the Condor GoldLine® system supports you with realizing efficient investment planning and in strategic purchasing.



Individual Flexibility

Individually combinable systems adaptable to your surgery that are compatible across systems and may be applied interrelated and together.



The Highest Patient Safety

The individual adjustable system components and their special design reduce the risk of tissue and vessel damage. An integrated isolation at the main holder increases the protection against electric currents. Moreover, the reduction of the number of persons in the operating room demonstrably decreases the risk of infection.

„We will find the ideal solution
for your clinic in cooperation with you!“

Our promise:



Excellent Service

Our professional team with longstanding experience is quick to respond and can offer you the individual solution that's best for you within the shortest amount of time. Advice, surgical support as well as set reconditioning with warranty extension are par for the course with us.

Quality Work „Made in Germany“

Our patented products come from a single source and are manufactured from high-quality long-lasting materials at our site in Salzkotten. All products are certified according to EN ISO 13485:2016.



Tried and Tested

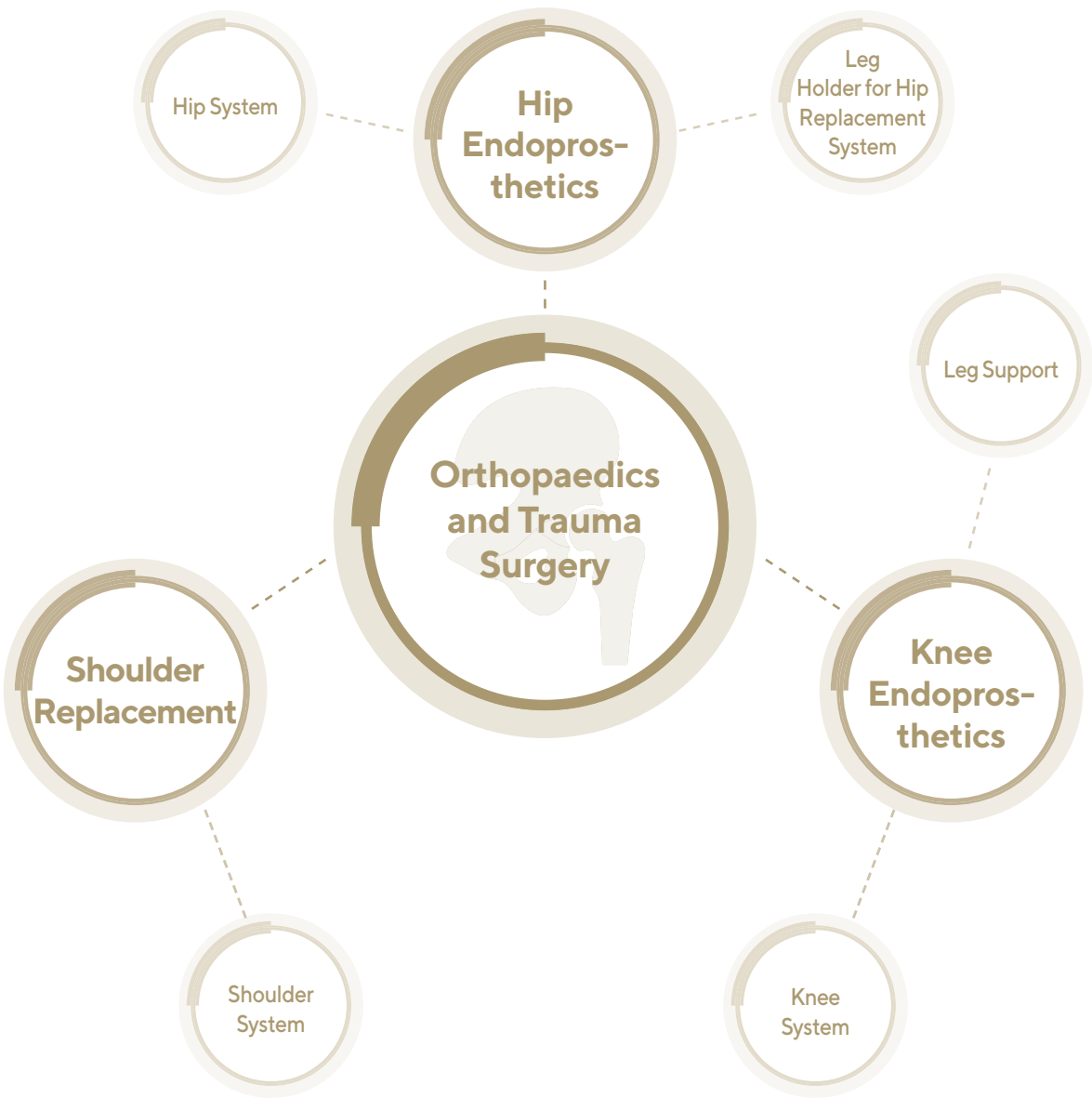
Our intuitive-to-use systems were developed and tested with specialists from the practical field and stand the test there. In our product development, we take up the experience and wishes of our users. As an owner-managed family business, our focus lies with a constructive and trustful cooperation with our clients and employees. We combine practice-orientated knowhow, longstanding experience, innovative technique and quality work "Made in Germany".



Orthopaedics and Trauma Surgery

Orthopedics and trauma surgery require a high degree of preparation and flexibility with regard to the positioning of the patient. For this purpose, Condor GoldLine® offers systems tailored for hip, knee and shoulder procedures, which provides you with process reliability and with its multifunctional application options, proves to be much more flexible and efficient than conventional systems. At the same time,

it keeps the retractors securely in their desired position, even under heavy load. Other Condor assistance systems for orthopedics and trauma surgery, such as the Rotex Table®, extension system (ES) and RotexShoe can be used, for example, to holistically optimize the processes of traumatological procedures, hip arthroscopies and hip endoprosthetics.





Hip Replacement

Hip endoprosthetics require a large amount of preparation before surgery. The efficient support provided by the simple, flexible and quick assembly of the Condor GoldLine® surgical retractor system is particularly suited for endoprosthetics of the hips. You can fix your existing Hohmann bone levers; they can be adjusted individually using our ball adapter, and will reliably remain in the preset position. This means that you can keep your hands free and apply yourself fully to the operation.

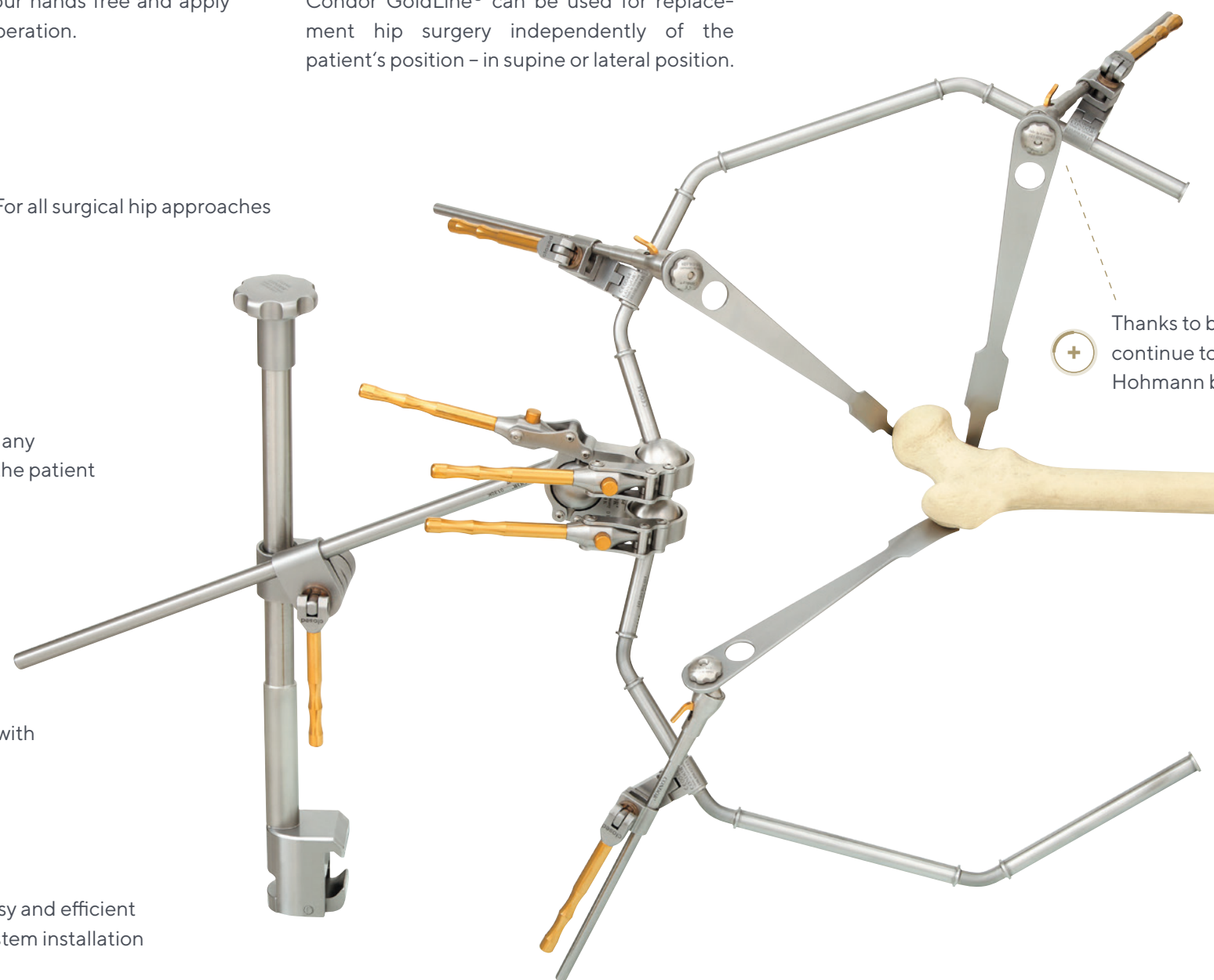
Another advantage is that the ball adapters comprise quick release fasteners that can be deliberately opened using a lever function – this saves time, simplifies the handling and ensures the best possible, flexible setting. At the same time, it prevents an accidental release of the ball adapters. Even the application of a navigation system does not limit the functions of Condor GoldLine®. Condor GoldLine® can be used for replacement hip surgery independently of the patient's position – in supine or lateral position.

+ For all surgical hip approaches

+ Suitable for any position of the patient

+ Also suitable for use with navigation systems

+ Easy and efficient system installation



Combined use possible with

- Condor RotexTable®
- Condor® ES
- Condor® RotexShoe
- Condor® XP 360°



CONDOR-MEDTEC.DE/EN/PRODUKTE/ENDOPROTHETIK-HUEFTE

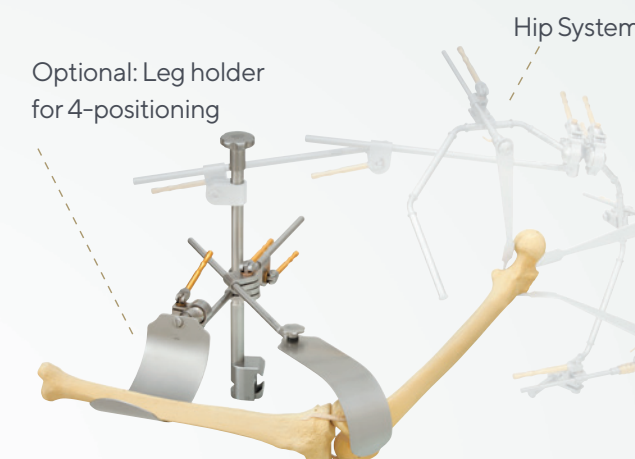
Product and application videos for the use in hip endoprosthetics can be found on our website!



Optional: Leg holder for 4-positioning

+ Overview of the advantages:

- Precise positioning of the leg with ball bearing
- Additional fixing with a "leg binder"
- Pressure release through independently movable leg band



The position of the leg is of great importance in ensuring that an endoprosthetic sits securely. The leg holder for the hip replacement system fulfils this demand and is therefore the ideal addition to the Condor GoldLine® hip endoprosthetics surgical retractor system. With our system, we can guarantee the exact positioning of the leg in the leg rest. The leg rest itself is in a mobile position, minimising the risk of pressure points on the lower leg. A specially developed 'hold-down device' also keeps the leg in position, so that you can operate safely, without barriers.

Modular principle

The replacement set is designed both for hip and knee replacement. Both surgical procedures can easily be implemented using a surgical retractor system Condor GoldLine®.



Knee Replacement

The Condor GoldLine® system for knee replacement stands out with convincing performance characteristics and features. During knee replacement, the leg is moved frequently. Therefore, the retractor system also needs to be adjusted for this situation. The easy and flexible handling of the Condor GoldLine® surgical retractor system assumes accountability for this factor. Using the 3D settings of the ball bearings and after a downwards open installation, the mobility of

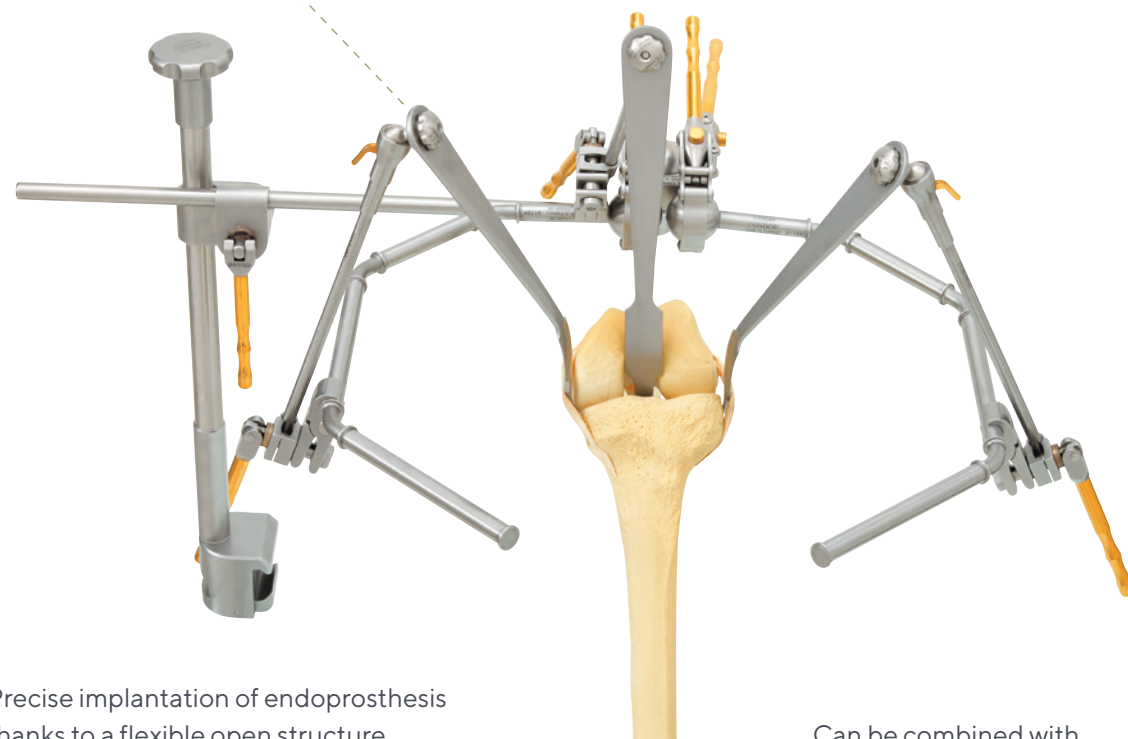
the leg is in no way limited. The quick and flexible adaptation of the Hohmann retractor with ball adapters ensures unrestricted handling. A lever mechanism lets the bone levers be released and repositioned with one hand.

Fixing all bone levers with ball adapters will free up your hands, allowing you to focus exclusively on the course of the surgery – both as surgeon and when training your staff.

Combined use possible with

- Condor GoldLine® Leg Support

Thanks to ball adapters, you can continue to use your existing Hohmann bone levers



Precise implantation of endoprosthesis thanks to a flexible open structure


Can be combined with the Condor GoldLine® leg support



Leg Support

The leg support gives an ideal addition to our Condor GoldLine® surgical retractor system for knee endoprosthetics.

As a member of the Condor GoldLine® portfolio the new leg support improves the intraoperative leg positioning while knee endoprosthetics. During surgery the re-sterilisable system can be operated by the surgeon himself and at any time. Easy handling of the leg support ensures a fluently procedure. Once the leg is adjusted, the position can be held and precise work is guaranteed. Furthermore, intraoperative stability tests are possible by means of quick adjustment options.



Overview of the advantages:

- Guaranteed hygiene thanks to a sterile structure which is easy to clean and sterilise
- Reusable
- For a safe and stable operating area during the operation.

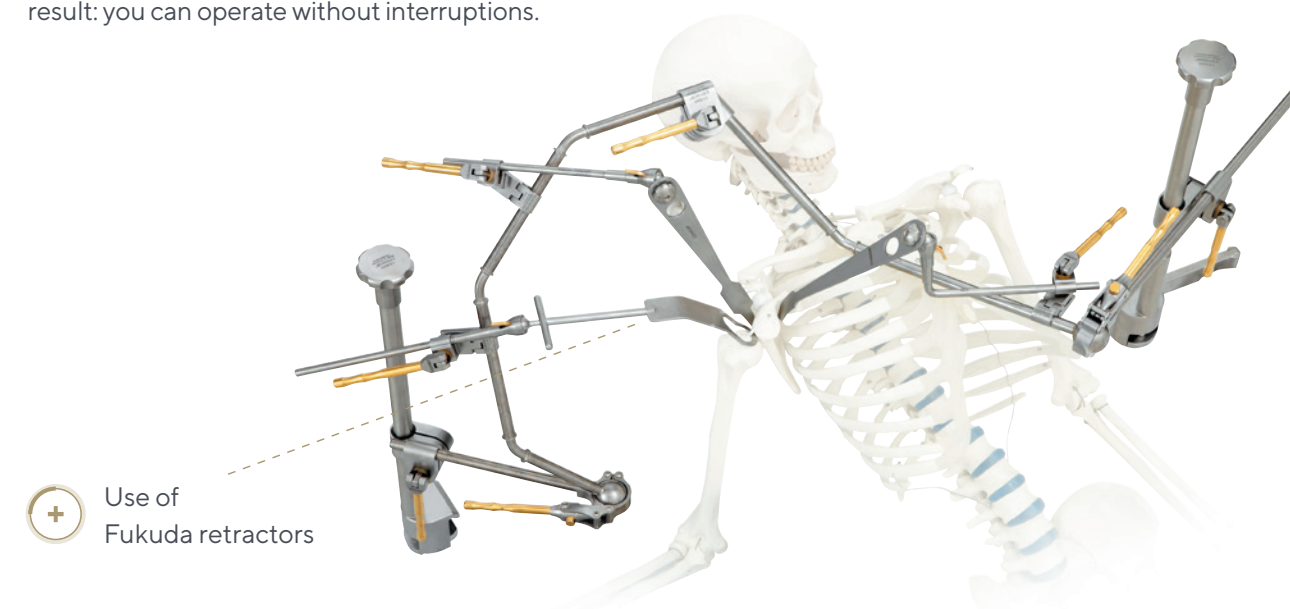
Shoulder Replacement

The Condor GoldLine® system for the shoulder endoprosthetics: an efficient solution for shoulder endoprosthetics, which offers high stability while also allowing the arm to move freely during the implantation of the prosthesis on the joint.

The system is designed to hold the retractors over long periods with plenty of strength. The result: you can operate without interruptions.

Overview of the advantages:

- Full freedom of movement for the arm, for optimal work
- Special extra retractors for shoulder surgery, e.g. Fukuda retractors
- Maximum stability regardless of position



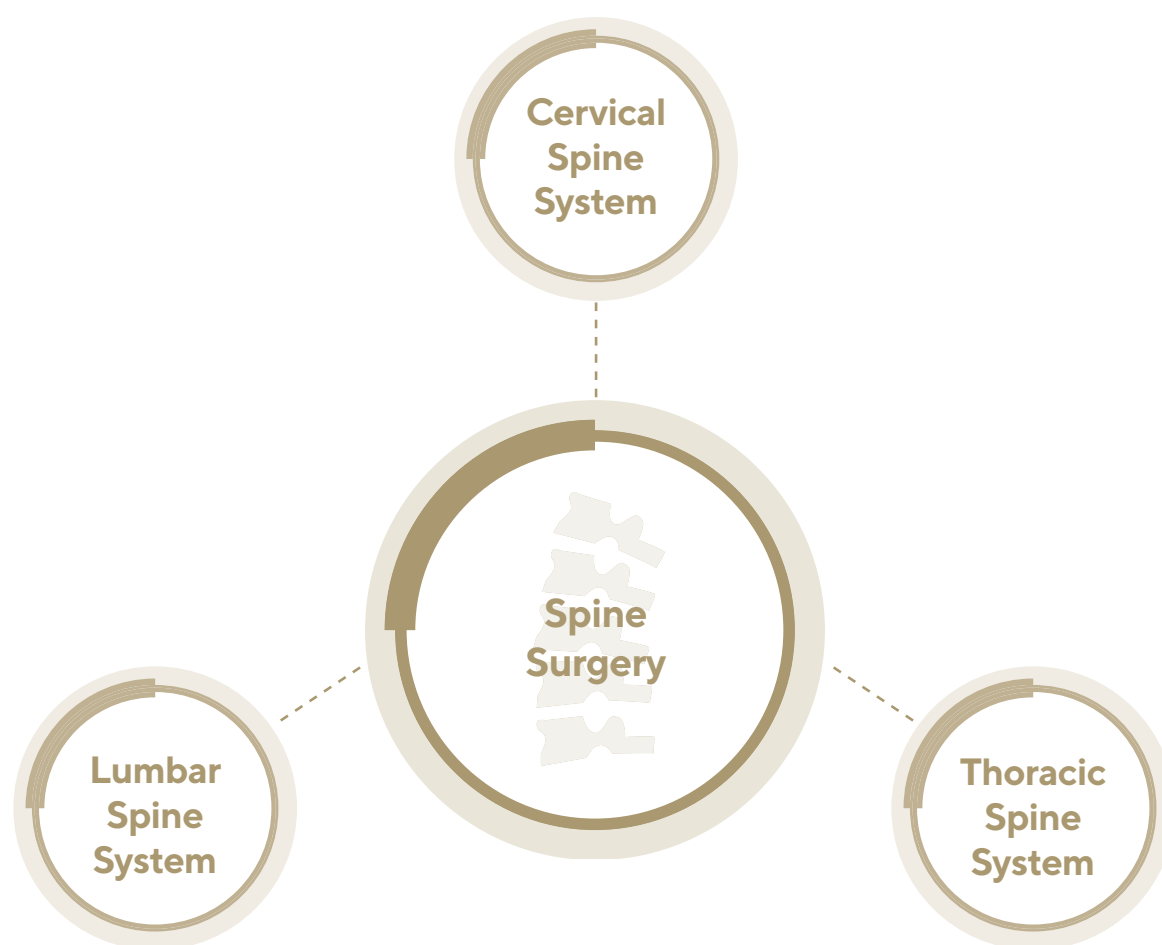
Use of Fukuda retractors



Spine surgery

Spinal surgeries require very special expertise due to the fragile anatomy. The safe and steady positioning of retractors is essential in these surgeries to provide the patient with the highest level of safety. With our GoldLine® systems for the cervical, thoracic, and lumbar spine we address the specific requirements. For example, we offer translucent retractors so that the

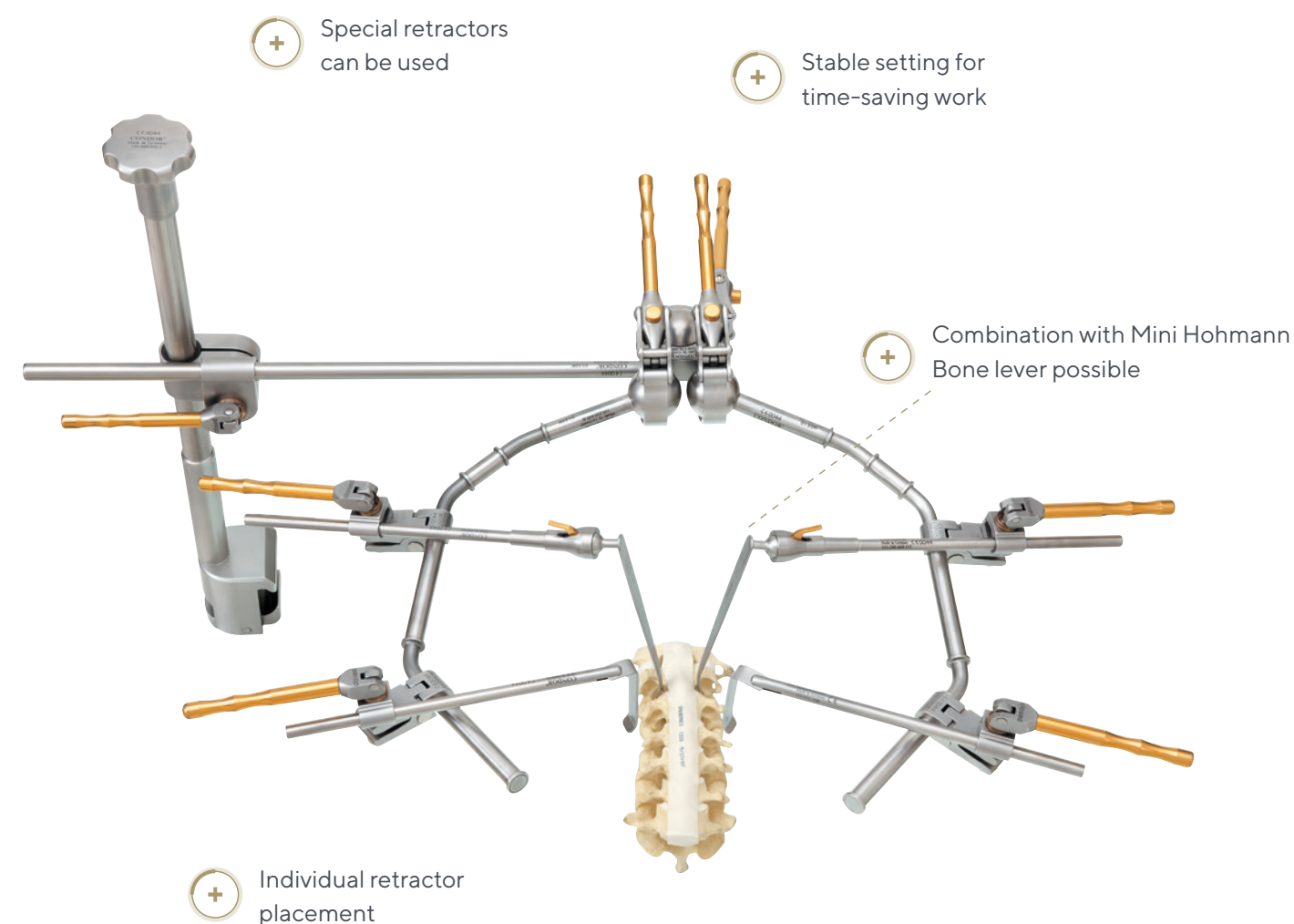
retractors can be left in position during intra-operative X-ray control. However, the greatest advantage of GoldLine® systems for spine surgery remains the safe retractor positioning under high stress and over a long period of time. This reduces the risk of vascular and nerve damage.



Cervical Spine

Condor GoldLine® surgical retractor system in a mini set for spinal surgery on the cervical spine is particularly user-friendly. Thanks to the 3D setting of the flexible retractors, the arms can individually be adjusted without barriers.

The secure fixing of the retractors in the clamps prevents the retractor position changing by accident, minimising the risk of injury to the vessels or nerves. This saves a significant amount of time, as it does not need readjusting.





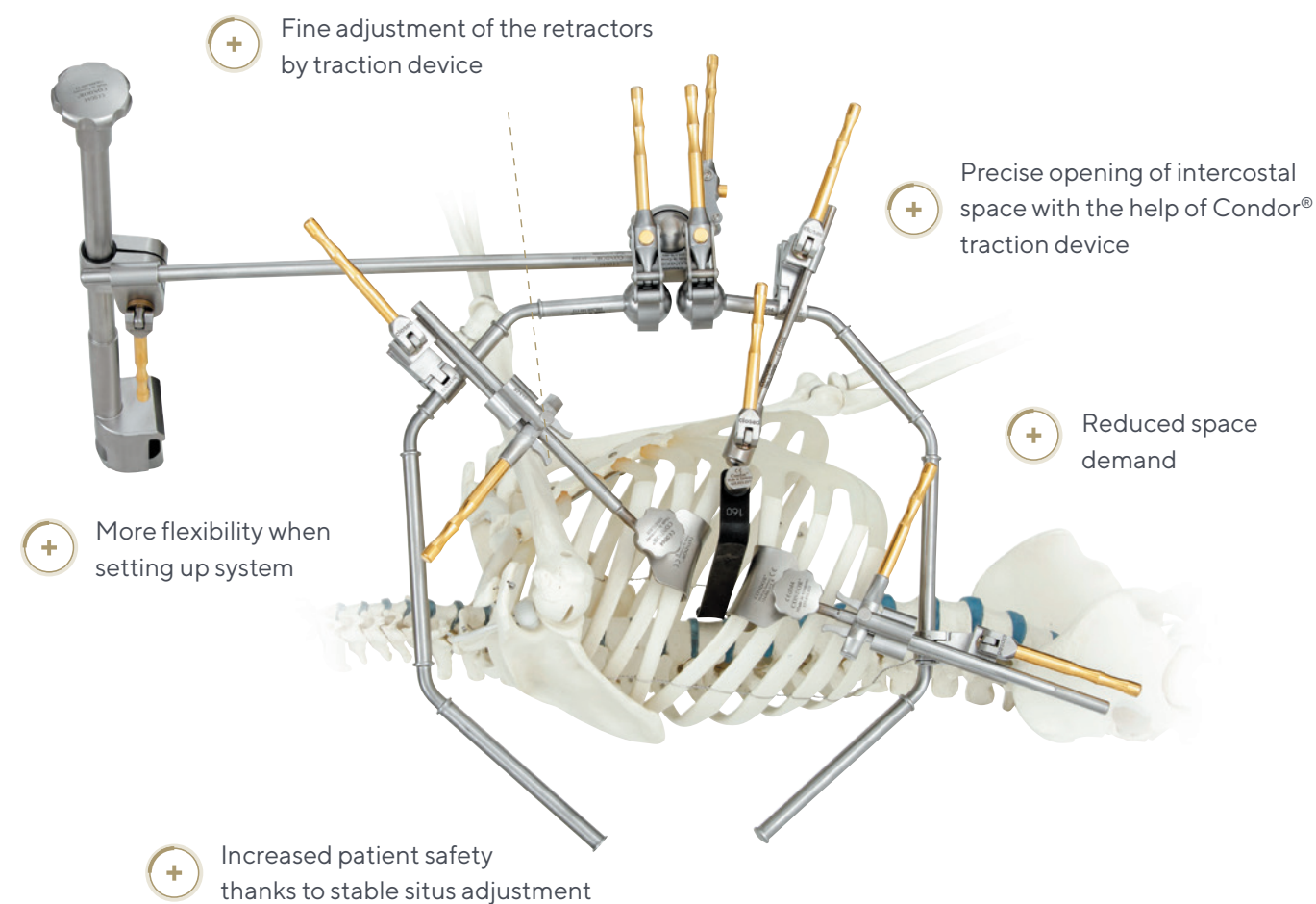
Thoracic Spine

We are setting a new benchmark with the Condor GoldLine® thoracic spine set for thoracic access in spinal surgery. Because it involves the successful combination of a traction device and a retractor system. The result: added flexibility, yet with a lower demand for

space and reduced costs. The ball joints make work easier, as the arms can be positioned without too much effort. You can attach special retractors with patented blade holders with tip focus to them. A system which you can flexibly assemble during surgery.

Combined use possible with

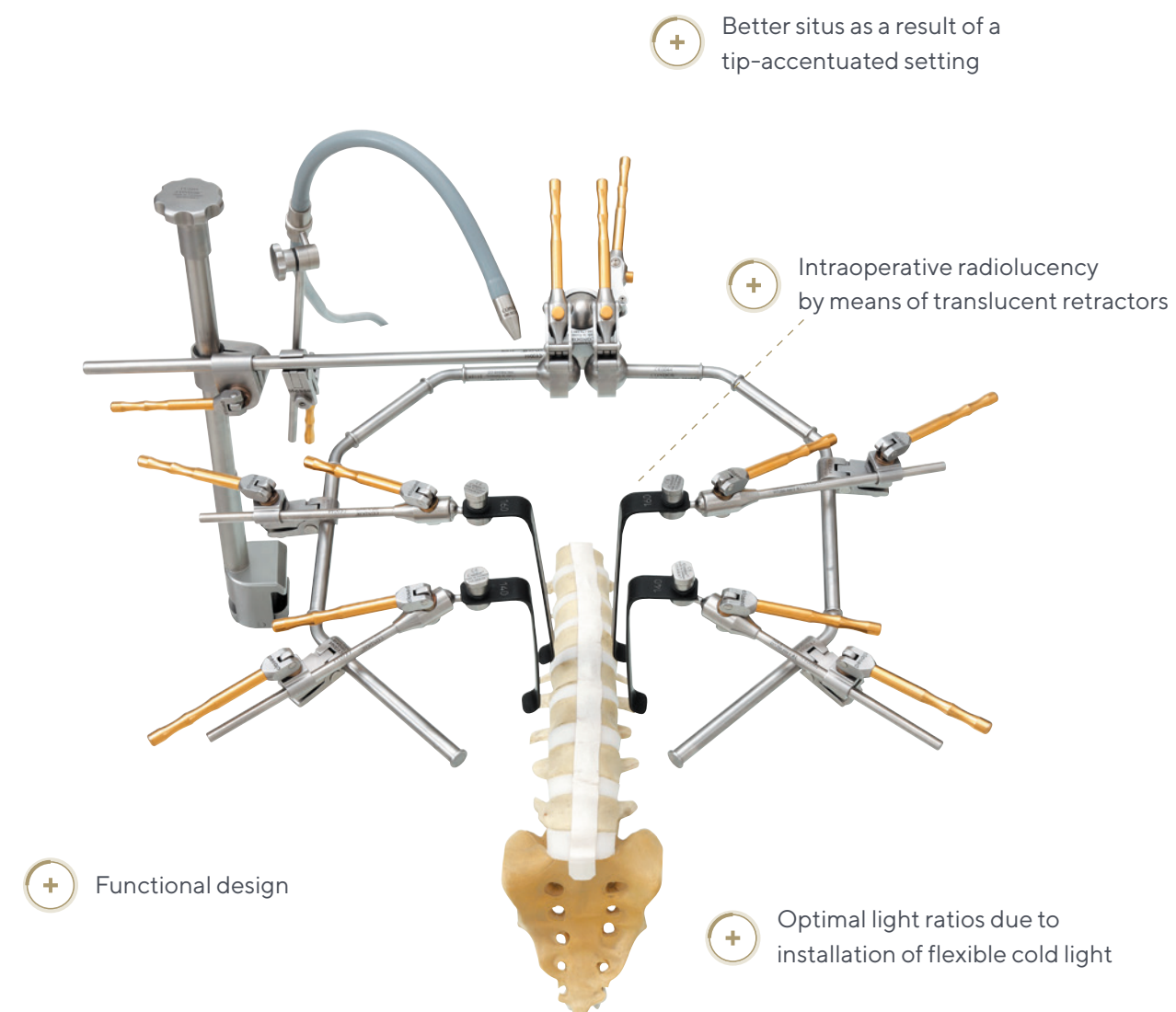
- Condor® XP 360°



Lumbar Spine

Maximum quality, easy handling and modular flexibility are among the unique selling points of the Condor GoldLine® surgical retractor system for spinal surgery on the lumbar spine. The retractors of this system are adapted to meet the demands of spinal surgery and availa-

ble in all conventional lengths; their shape is sleek and flat, yet uncompromisingly stable and translucent. We recommend using flexible cold light for optimal lighting in the operating theatre.





CONDOR-MEDTEC.DE/EN/PRODUKTE/EAS

Product and application videos are available on our ES website!

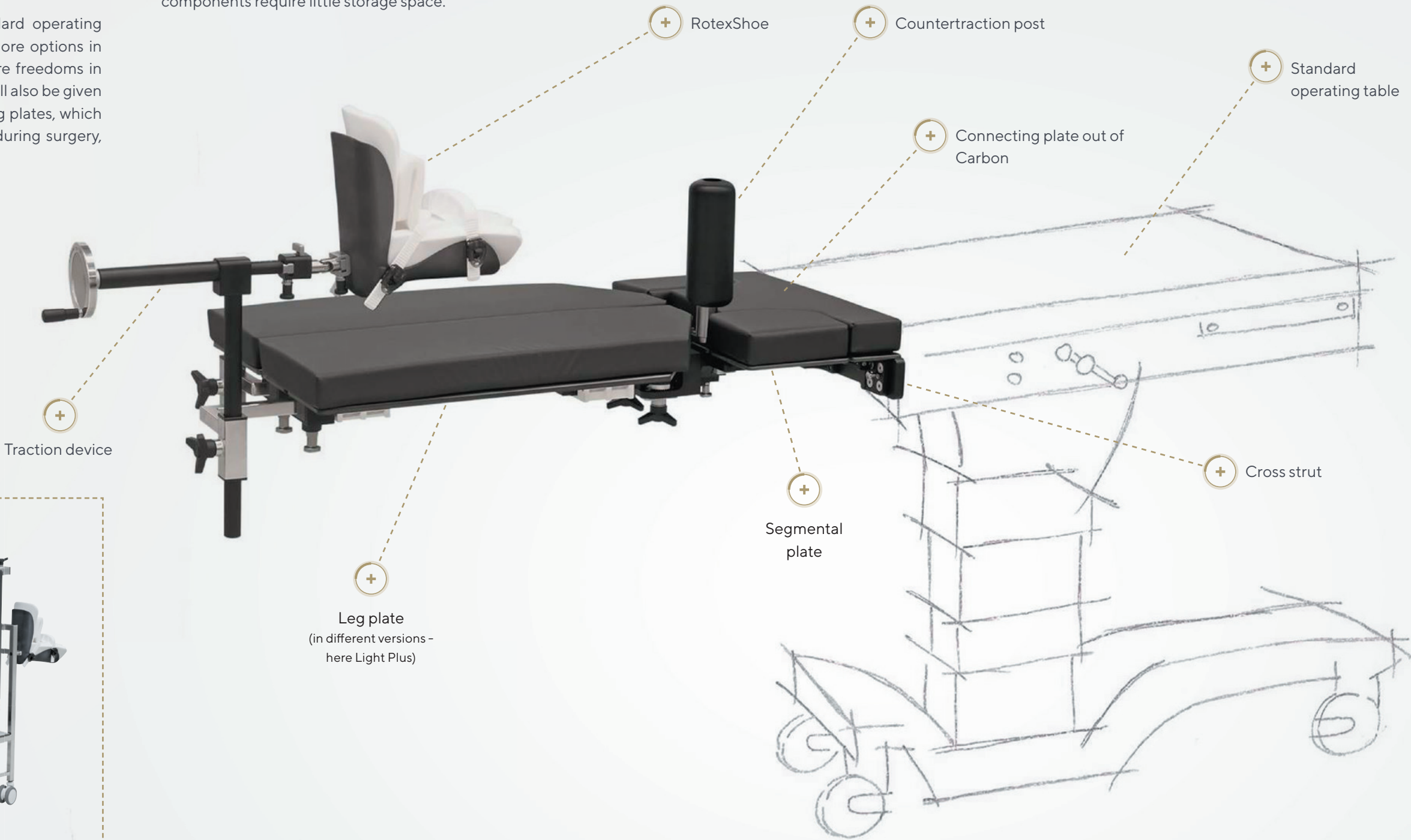


Condor® Extension System for Orthopaedists

Quickly, simply and cost-effectively from a standard surgical table to an extension table. This can be done, in only a few movements, by our Condor® ES.

Quickly attached to the standard operating table, you will be given even more options in the use of the system, and more freedoms in operating table planning. You will also be given more options with regards to leg plates, which can be folded away before or during surgery,

allowing more freedom of movement for the surgical team or surgical devices. The extended carbon plate enables ideal imaging. Its components require little storage space.





Extension System (ES)

The Condor® ES easily, securely and economically changes every standard operation table into an extension table. High-class materials and professional workmanship ensure constant and premium quality. Especially, the used carbon fibre allows intraoperative X-Ray control. In a few steps, standard leg plates are replaced by the light and flexible Extension System.

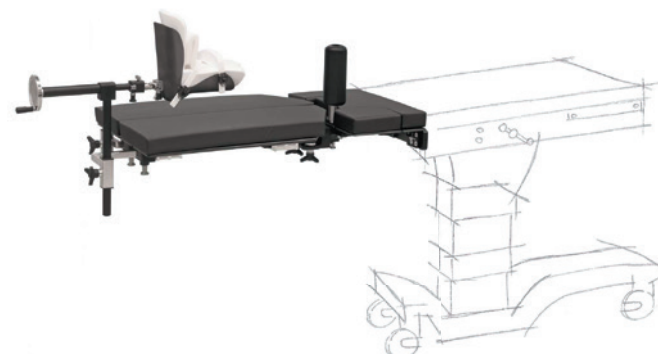
Extended freedom of X-Ray in orthopaedic and spine surgery

New possibilities for patient positioning with the Condor® extension system. The extended plate made of carbon fibre ensures an ideal medical imaging, especially in pelvic surgery.

Attached to the standard OR table, the ES helps saving investment costs compared to the purchase of a OR table that is completely made of carbon fibre. At the same time, there are more opportunities in application of the system, more flexible scheduling of OR tables and space-saving storage. Before and during surgery leg plates are removable. This guarantees a freedom of movement for the OR staff and devices. For both, extremely tall and short patients, Condor has developed a special distance adapter for ideal patient positioning.

+ Overview of the advantages:

- Attachment to all standard OR tables
- Ideal imaging of the pelvis thanks to carbon fibre connecting plate
- Saving investment costs while using an easy and customised connecting mechanism to your OR table
- Accessory trolley for space-saving and neat storage
- Patient weight up to 220 kg
- Easy handling by only one person
- Integrated traction device simplifies patient's positioning
- Leg plates can be both removed and left applied to the OR table. This makes work much easier.
- Changeover times in the OR are reduced



Process optimised surgery

The Condor® Extension System is consequently updated to the challenges in the OR. This corresponds to a process optimised surgery with high-class demands.

The surgeon as well as his staff benefit from perfect framework conditions while the ES combines quality and profitability.

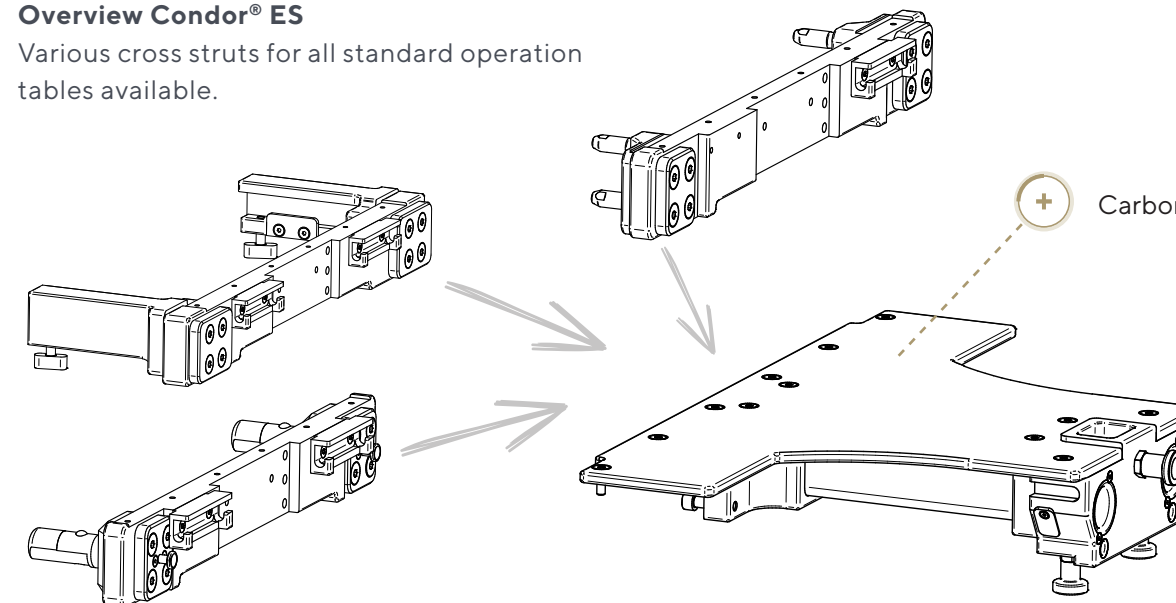
The ES optimally completes and extends the Condor RotexTable®.

+ Combined use possible with

- Standard operating tables from diverse manufacturers
- Condor RotexTable®
- Condor® RotexShoe

Overview Condor® ES

Various cross struts for all standard operation tables available.

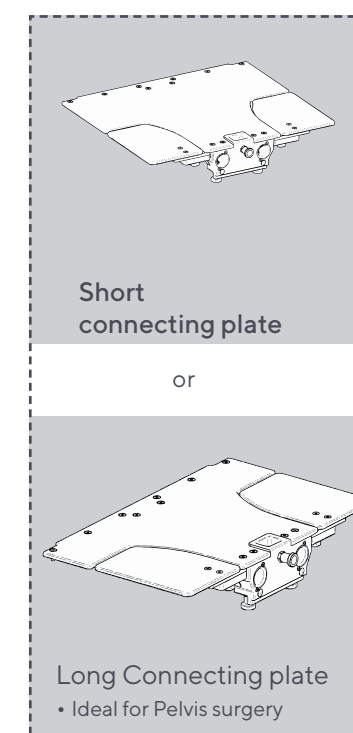


Overview Condor® Extension System (ES)

Basic operating table + ES = Extension table

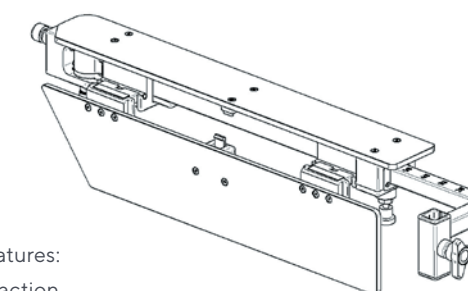
Selection:

Different length of connecting plates:



Different leg plates:

For example:
Leg plate RO.0225.2018/RO.0226.2018



Features:
• traction
• removable leg plate for better x-ray control

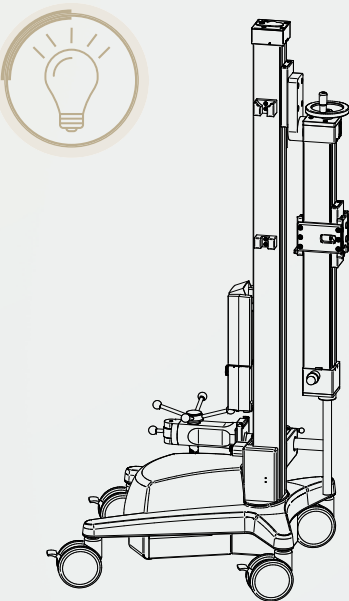
for all areas of application:

- hip arthroplasty
- hip arthroscopy
- pelvis surgery (in combination with long connecting plate)

Condor RotexTable® for Orthopaedists and Trauma Surgeons

An ideal support in the operating theatre is the Condor RotexTable® – the first electrically operated positioning aid for hip endoprosthetics, hip arthroscopy and trauma surgery. Because we know: many operations, such as a hip endoprosthetics, require surgical staff and patients to assume unusual positions, to provide the best possible operating area for surgeons.

With the Condor RotexTable® we have developed a system which enables the surgeon to independently adjust the leg position for the first time in the world of orthopaedic surgery.

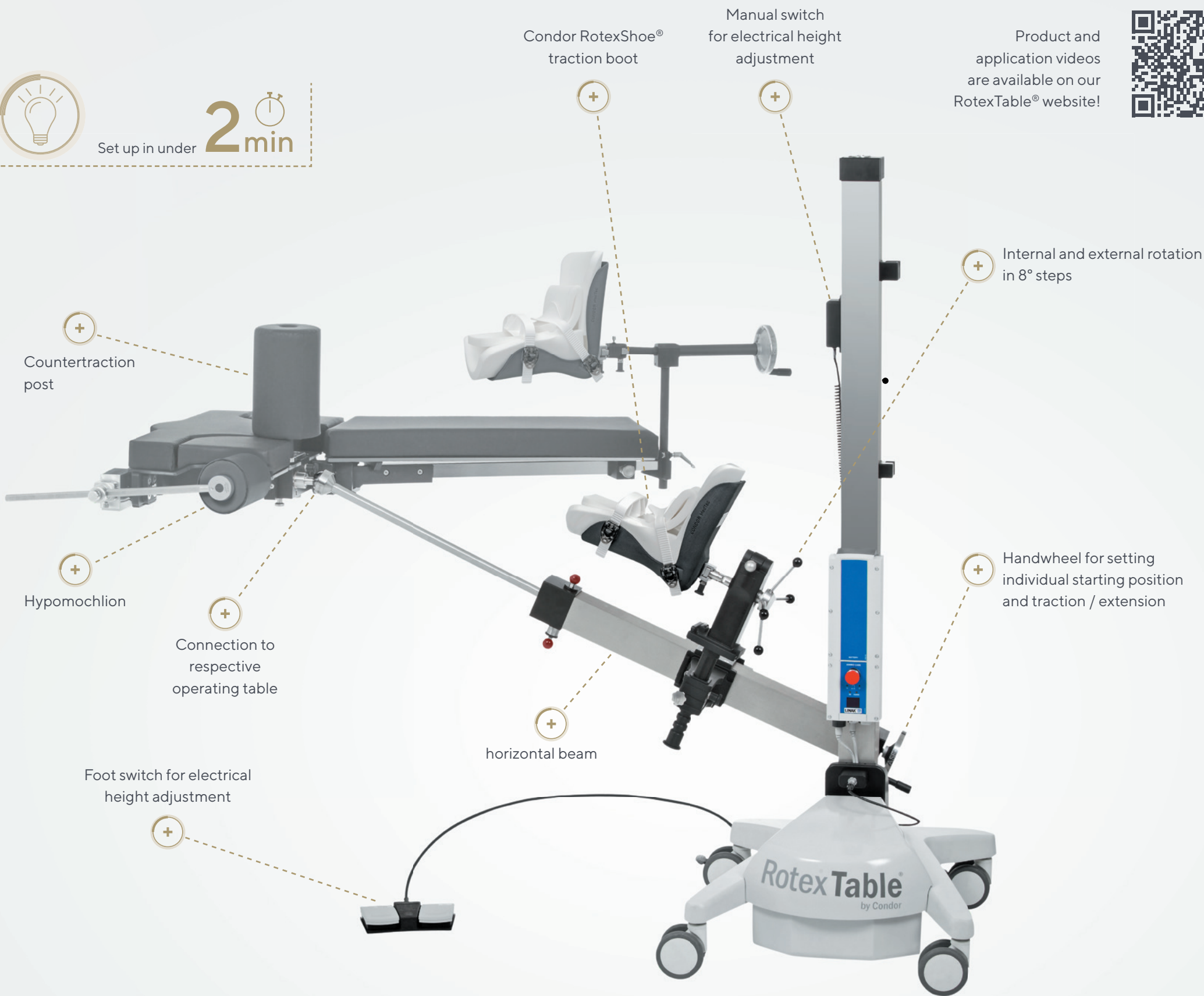


Condor RotexTable® is space-saving and a safe transport is provided. All components are stored together and ready to hand.



Set up in under

2 min



+ CONDOR-MEDTEC.DE/EN/PRODUKTE/ROTEX-TABLE/





Condor RotexTable®

for hip arthroplasty, hip arthroscopy and trauma and traumatological procedures.

The RotexTable® is a positioning aid with electric height adjustment (by hand or foot switch) for optimal and individual adjustment of the leg. It can be operated autonomously by the surgeon.

Overview of the advantages:

- Increasing patient safety and process reliability by intraoperative, electronic height adjustment by the surgeon
- intra-operative x-ray monitoring without blocking view
- Increased training quality in conjunction with Condor GoldLine® for the hips
- Safe surgery planning with one assistant
- Set up in under 2 minutes
- Minimal storage space of only 90 cm²
- Can be used with all common operating tables

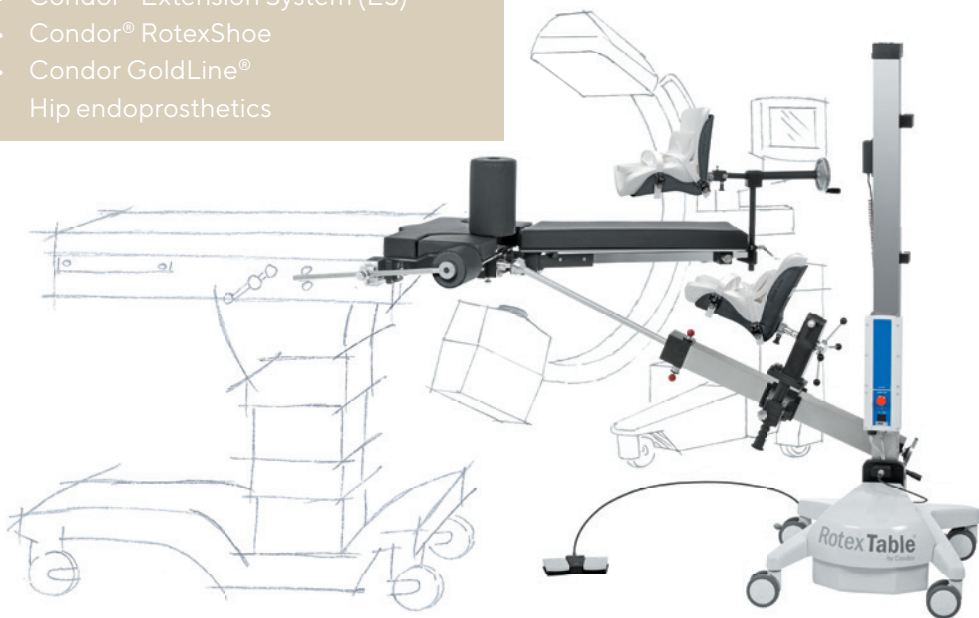


"I see great potential in minimally invasive procedures for patient care in orthopaedics for a nation wide increase in the quality of treatment. In the area of hip surgery, we use the Condor RotexTable in combination with the wound retractor system GoldLine in our hospital for this purpose. The use of assistance systems not only means that fewer staff are needed, but also that staff can be deployed and trained more efficiently."

PD Dr. Marco Ezechieli
Head physician of orthopedics and trauma surgery at St. Josefs Hospital Salzkotten

Combined use possible with

- Condor® Extension System (ES)
- Condor® RotexShoe
- Condor GoldLine® Hip endoprosthetics



THE KEY FACTS AT A GLANCE

**-1** member of surgical staff

90 cm² minimal storage space surface

**≤ 2 min** to assemble

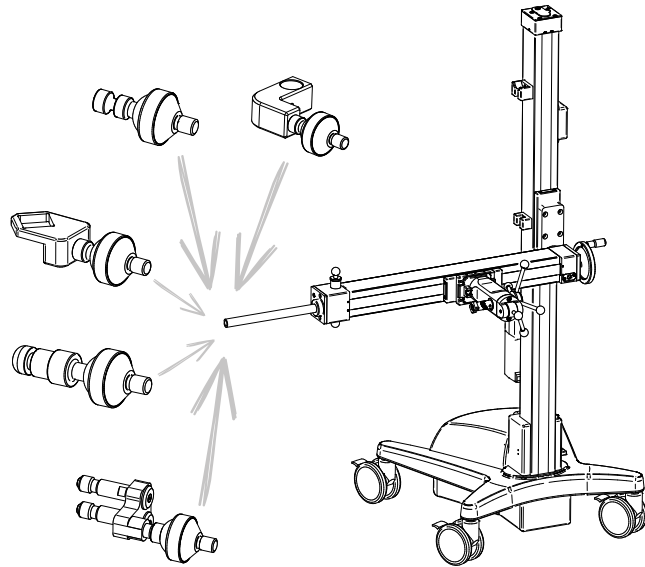
8° Rotates in steps

-50% material costs



Overview Condor RotexTable®

Various adapters are available for all common operating tables.

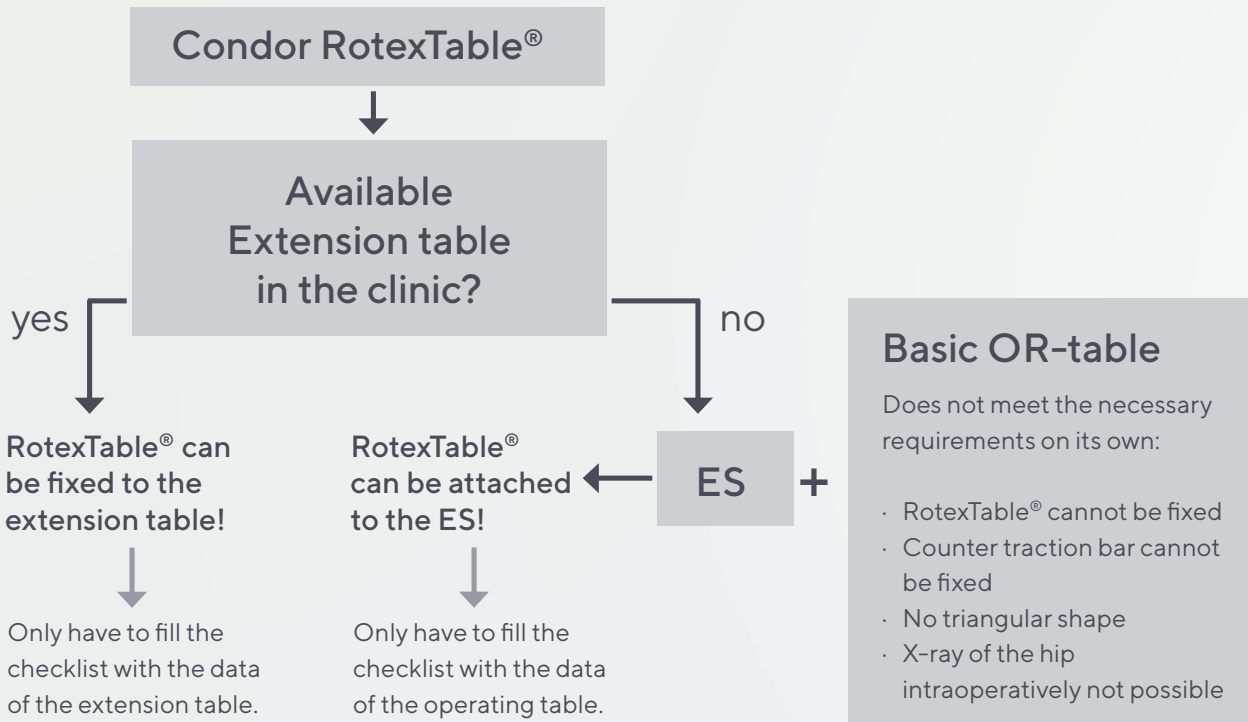


The idea of optimising surgical procedures, working more ergonomic and above all, increasing patient safety are what drive me to this day. The Condor RotexTable in combination with the GoldLine system enable me to achieve exactly this standard. The unique feature of the electric height adjustment of the of the positioning unit via foot pedal, helps to speed up work and the positioning staff can devote themselves to other tasks. The rotation of the leg with fine adjustment mechanism, which can be set by the surgeon himself, as well as the tactile feedback of the tissue tension, an intraoperatively adjustable hypomochlion and the newly designed RotexShoe make the operation even safer. In addition, an integrated safety mechanism prevents the leg from lowering under preload, so nerve stretch damage can be avoided."

Dr. med. Andreas Ottersbach
Clinic Manager
Head Physician of the Clinic for Orthopedics
Spitalzentrum Oberwallis, Brig (Switzerland)

Requirements Condor RotexTable®

What is needed to use the RotexTable®?





CONDOR-MEDTEC.DE/EN/PRODUKTE/ROTEX-SHOE/

Product and application videos are available on our RotexShoe website!



Condor® RotexShoe for Orthopaedists

Stability and flexibility are not always mutually exclusive, but rather properties which are of major importance, particularly in the medical field. They guarantee safe and individual patient treatment, and expand surgical possibilities.

The Condor® Rotex Shoe offers all of that, and easy handling makes your work easier.



Condor® RotexShoe

for use in hip arthroplasty, hip arthroscopy and in trauma surgery.

The Condor® RotexShoe makes your job easier, due to being easy to handle.

Stability and flexibility guarantee safe and individual work on patients and expand surgical possibilities. Combined with the RotexTable®, it is the world's first firmly fixable surgical support and stabilisation aid for the foot.

The Condor® RotexShoe consists of a footrest, and toothed belts and pads as single-use accessories. The RotexShoe can be used with all conventional operating tables with standard rails, making it universally usable.



Overview of the advantages:

- Increased hygiene standards with the use of disposable padding
- Secure positioning, thanks to a stable, firmly fixable footrest, padding and belt combination
- Safe grip under heavy loads, tensile strength of up to 80 kg
- No costly additional padding necessary
- Fast positioning time of the extension shoe
- Uniform belt pressure, to reduce shearing forces
- Even pressure distribution on the skin
- Light, highly resistant footrest
- Easy to clean
- Latex-free
- Compatible with all standard extension tables
- Easy, intuitive handling



Combined use possible with

- Extension tables with standard rails
- Condor RotexTable®
- Condor® Extension System (ES)



Lateral Support XP-360°

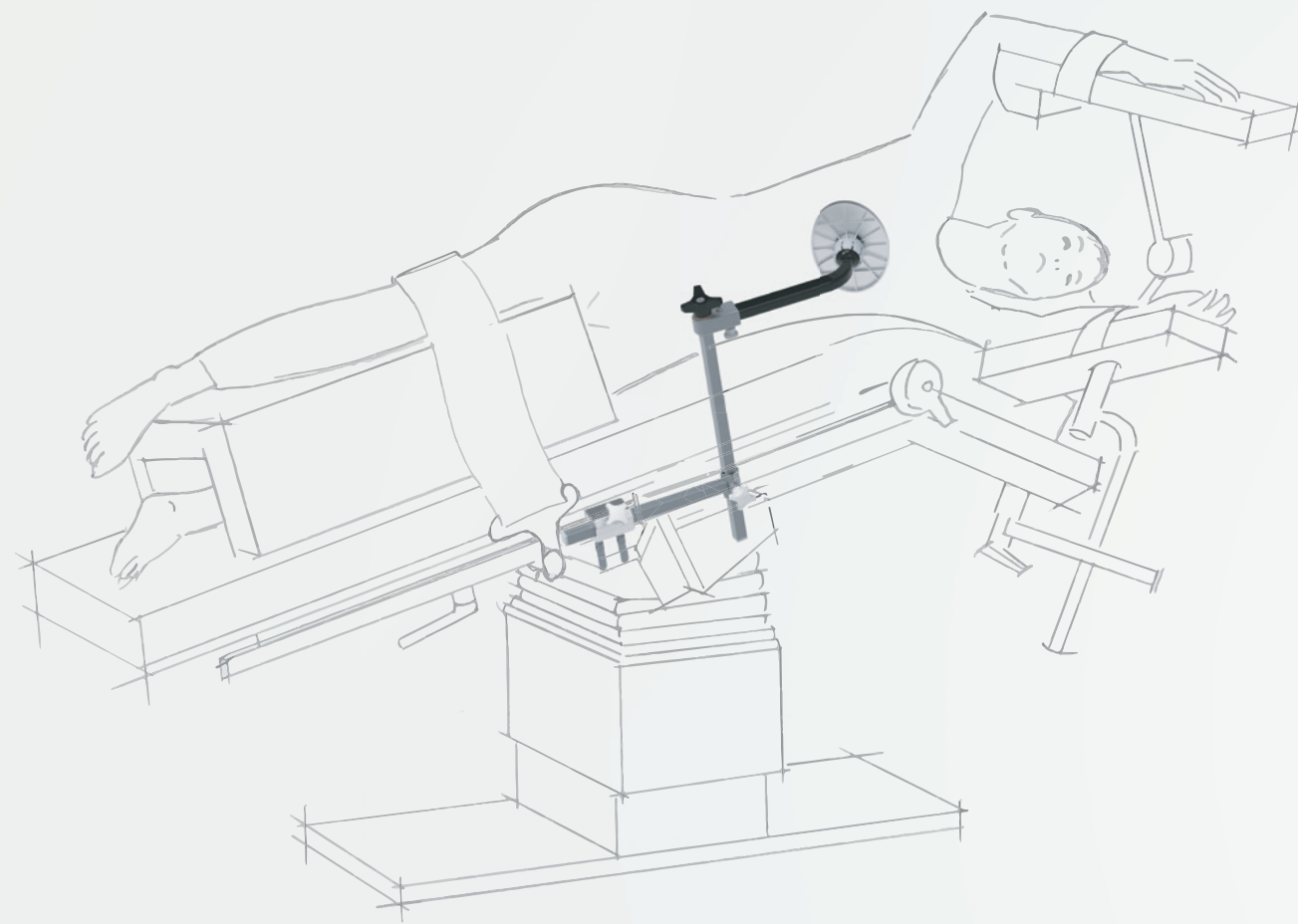
For a safe lateral positioning and undisturbed imaging

The radiolucent lateral support Condor® XP-360° offers the possibility to position the patient in a safe way and to optimally evaluate the surgical situs during intra-operative imaging.

- Available in 2 sizes
- Can be individually positioned safely and quickly
- Disposable cushion with a high strength for the reduction of the risk of germ transmission and for a safe and stable positioning with extensive pressure distribution in order to prevent pressure damage
- Simple cleaning


Combined use possible with

- Operating tables with standard rails



Overview of the advantages:

- Optimal imaging thanks to radiotranslucent material
- Firm hold in lateral position
- Ball joint for individual adjustment
- Available in two different sizes
- Easy assembly
- Easy cleaning
- Reduced risk of germs spreading



Condor® MedTec GmbH – an unrivalled provider of top-quality medical technology and well-designed products. We plan, develop and manufacture user-specific surgical devices, which are 100% “Made in Germany”.

With Dominik Schulte and Ira Fecke-Schulte, the family-run company passes into the second generation.



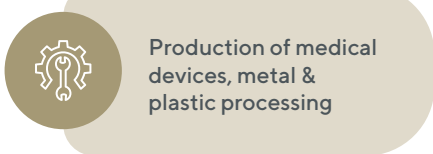
The perfect combination delivering:



The company is always concerned with driving forward the expansion of its product portfolio, taking on board the experience of users and incorporating them into first-class solutions.



Development & Sales of medical devices



Production of medical devices, metal & plastic processing

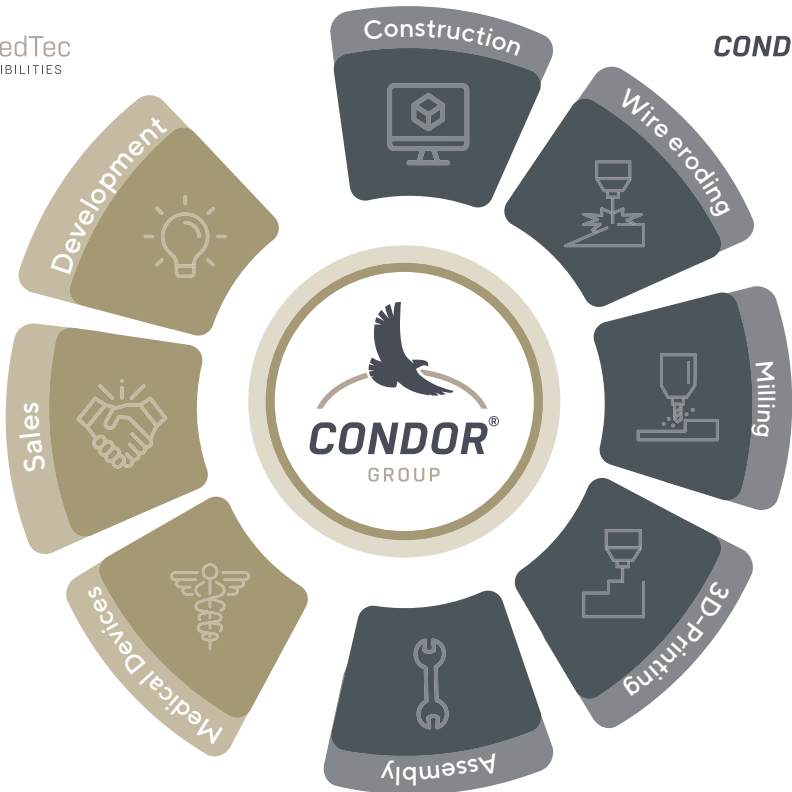
We think differently, forwardthinking and seek proximity to our customers, to understand your needs and challenges.

Our company **Condor® MedTec GmbH** is based on the original idea of creating wound retractor systems that ideally support surgeons and specialists in surgical interventions. We have gone from an idea, to concrete implementation, and beyond. Today, Condor is internationally positioned and has a great reputation in the specialist world. Over 3,000 Condor systems are currently in use. Above all, our instruments are appreciated for their reliable product quality and intuitive handling.

Condor Custom Solutions GmbH & Co. KG is one of the leading manufacturers and service providers for wire eroding and milling technology. The company is also a leader in the fields of additive manufacturing and surface finishing, and with this broad expertise is the ideal partner for Condor® MedTec GmbH – united in the Condor Group.

Condor Custom Solutions is the only authorized and recognized service provider for repairs and service of the ES, RotexTable® and the Condor GoldLine® retractor systems.

Our business fields

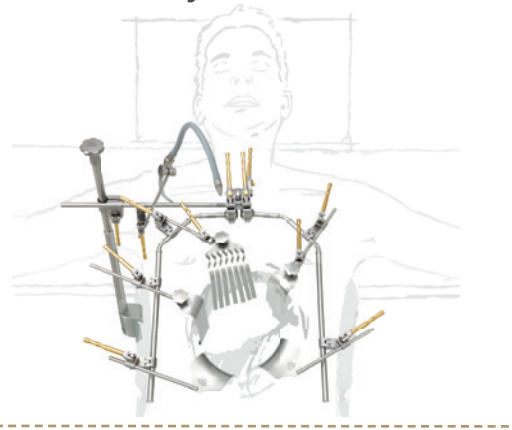


Multifunctional Retractor Systems

Mini systems




Abdominal systems




Rochard systems




Cardiothoracic systems



Minimally invasive accessories



Discover the advantages of the patented Condor GoldLine® retractor systems in depth in our brochure "Multifunctional Retractor Systems".





www.condor-medtec.de/en

Condor® MedTec GmbH

Dr.-Krismann-Str. 15

33154 Salzkotten

Germany

Phone: +49 (0) 52 58 - 99 16-0

Fax: +49 (0) 52 58 - 99 16-16

E-Mail: info@condor-medtec.de

Web: www.condor-medtec.de/en

Condor® is a registered trademark of Condor® MedTec GmbH in Germany and other countries. All rights reserved, especially for utility and design models and patents. Technical changes and delivery options reserved. The descriptions displayed in this document may be brands, the use of which by third parties for their own purposes may infringe the rights of the owner.